









# SPOTlight: School Year 2022-2023

The Workshop School			
School Code	8560	Principal Name	Ayanna Walker
Sector	District	Address	221 S Hanson St
Network	Innovation	Phone	215 400 7730
Report Type	High School	Admission Category	Citywide
Receives K8 Report	No	October 1 Enrollment	195
Grades in Report	9 12		
Website	workshopschool.philasd.org		

## School Performance Outcomes Table

CONDITIONS FOR SUCCESS				
Metric Name	2021-22 Results	2022-23 Results	2022-23 Progress	Metric Description
Student Attendance	78.4%	78.4%	+0.0 %-pts 	Percentage of students attending 90% or more of instructional days
Teacher Attendance	100.0%	100.0%	+0.0 %-pts 	Percentage of teachers attending 90% or more of work days
Student Dropouts (Grades 9-12)	13	9	-4 	Number of students no longer enrolled, and who did not transfer or graduate
Graduation Rate (4-Year Cohort)	77.4%	84.2%	+6.8 %-pts 	Percentage of students graduating high school within four years of first-time enrollment in 9th grade

ACADEMIC GOALS						
Metric Name	2018-19 Results*	2022-23 Results	2022-23 Progress	2018-19 Results*	2022-23 Results	2022-23 Progress
<b>Goal 4: Best by 11th Grade</b>	<b>Keystone Proficient or Advanced</b>			<b>Keystone Below Basic</b>		
Algebra 1	7.7%	0.0%	-7.7 %-pts 	46.2%	60.5%	+14.3 %-pts 
Biology	Not Applicable	8.3%	Not Applicable	Not Applicable	77.8%	Not Applicable
Literature	19.6%	21.1%	+1.5 %-pts 	39.2%	15.8%	-23.4 %-pts 

\* Due to COVID-19 pandemic-related test cancellations and exemptions, Keystone results for 2022-23 are compared to pre-pandemic (2018-19) performance.

Metric Name	2021-22 Results	2022-23 Results	2022-23 Progress	Metric Description
<b>Goal 5: Grade 12 CTE</b>	<b>NOCTI Competent or Advanced</b>			
NOCTI	Insufficient Sample			Percentage of students passing the industry standards assessment specific to each Career and Technical Education (CTE) program

All SPOTlight indicator colors are based on unrounded changes in results. Percentage point changes are rounded to the nearest tenth for display.

SPOTlight Legend: Improving  Maintaining  Not Improving 



# The Workshop School

## 2022-2023 SCHOOL PROGRESS REPORT ON EDUCATION AND EQUITY

School Code | 8560 Sector | District Network | Innovation  
Principal Name | Ayanna Walker Address | 221 S Hanson St  
Phone | 215-400-7730 Website | workshopschool.philasd.org  
Report Type | High School Grades in Report | 9-12  
Admissions Category | Citywide Receives K8 Report | No  
Oct 1 Enrollment | 195

### Student Enrollment and Demographics



- 1.0% American Indian / Alaskan Native
- 1.0% Asian
- 90.8% Black / African American
- 2.6% Hispanic / Latino
- 3.1% Multi Racial / Other
- 0.0% Native Hawaiian / Pacific Islander
- 1.5% White

**204**

# of Students Served Over the Full Year

**20.5%**

% of Students with IEPs

**2.6%**

% of Students Identified as English Learners

**86.2%**

% of Students Identified as Economically Disadvantaged

### Student Attendance

**63.2%**

% of Students Attending at Least 95% of Instructional Days

**78.4%**

% of Students Attending at Least 90% of Instructional Days

Score Level	Performance	Improvement	Level
Not Applicable for 2022-2023	Black / African American		
Performance Insufficient Data for Score	Insufficient Data for Score	Insufficient Data for Score	NA
	Hispanic / Latino		
Improvement Improving in 5 out of 10 Eligible Metrics <b>50.0%</b>	Insufficient Data for Score	Insufficient Data for Score	NA
	Multi Racial / Other		
<b>Goal Performance (All Students)</b>			
Four-Year Cohort Graduation Rate			
Score: <b>84.2%</b>			
<b>IMPROVING</b> +6.8 From Prior Year			
GOAL 4   Keystone: % of Students Proficient or Advanced on All 3 Keystones, Grade 11			
Score: <b>0.0%</b>			
<b>MAINTAINING</b> +0.0 From Prior Year			
GOAL 5   % of 12th Grade CTE Students Meeting Industry Standards			
Insufficient Sample			
<ul style="list-style-type: none"> <li> Improving</li> <li> Maintaining</li> <li> Not Improving</li> <li> Not Applicable</li> </ul>			
English Learners			NA
Students with IEPs			NA
Economically Disadvantaged			NA

# Climate, Culture & Opportunity

## Conditions for Success

School Code | 8560 School Name | The Workshop School

### % of Students Attending 90%+ of Days

#### All Students

204 Students

Score: 78.4%



MAINTAINING

+0.0 From Prior Year



### % of Students Attending

Greater Than 95% of Instructional Days

63.2%

90-95% of Instructional Days

15.2%

85-90% of Instructional Days

9.8%

80-85% of Instructional Days

5.9%

Less than 80% of Instructional Days

5.9%

### Number of Dropouts

#### All Students

Grades 9-12

Students: 9

IMPROVING

-4.0 From Prior Year



### % of Students Receiving Zero Out-of-School Suspensions

#### All Students

204 Students

Score: 96.1%



MAINTAINING

-0.3 From Prior Year



\* Schools that are performing at the most positive value for a metric automatically receive a label of "Improving", even if no change in performance occurred.

# Climate, Culture & Opportunity

## Conditions for Success

School Code | 8560 School Name | The Workshop School

### % of Teachers Attending 90%+ of Days

#### All Teachers

17 Teachers

Score: 100.0%



IMPROVING

+0.0 From Prior Year



### Additional Teacher Metrics

18.2%

% of Teachers Rated as Distinguished

81.8%

% of Teachers Rated as Proficient

89.5%




Year-to-Year Teacher Retention

\* Schools that are performing at the most positive value for a metric automatically receive a label of "Improving", even if no change in performance occurred.

# College & Career: Every Student Graduates Ready for College and Careers

## Conditions for Success

School Code | 8560 School Name | The Workshop School







Four-Year Cohort Graduation Rate	Other Key Metrics		
<p><b>All Students</b> 32 out of 38 Students</p> <p><b>Score: 84.2%</b></p> <p>IMPROVING +6.8 From Prior Year </p>	<p><b>Insufficient Sample</b></p> <p>Ninth-Grade On-Track Rate      <b>30.3%</b>      First-Fall Matriculation      <b>45.7%</b></p> <p>% of Students Completing the FAFSA by End of 12th Grade</p>		
<p><b>Black / African American</b> 26 out of 32 Students</p> <p><b>Score: 81.3%</b></p> <p>IMPROVING +5.2 From Prior Year </p>			
<p><b>Hispanic / Latino</b></p> <p>Insufficient Sample</p>			
<p><b>Multi Racial / Other</b></p> <p>Insufficient Sample</p>			
<p><b>White</b></p> <p>Insufficient Sample</p>			
<p><b>American Indian / Alaskan Native</b></p> <p>Insufficient Sample</p>			
<p><b>Asian</b></p> <p>Insufficient Sample</p>			
<p><b>Native Hawaiian / Pacific Islander</b></p> <p>Insufficient Sample</p>			
<p><b>English Learners</b></p> <p>Insufficient Sample</p>			
<p><b>Students with IEPs</b></p> <p>Insufficient Sample</p>			
<p><b>Economically Disadvantaged</b> 29 out of 34 Students</p> <p><b>Score: 85.3%</b></p> <p>IMPROVING +8.7 From Prior Year </p>			

\* Schools that are performing at the most positive value for a metric automatically receive a label of "Improving", even if no change in performance occurred.

# College & Career: Every Student Graduates Ready for College and Careers

## Goal 4 - Keystone Algebra I Proficiency, Grade 11

School Code | 8560 School Name | The Workshop School

Keystone Algebra 1: % of Students Proficient or Advanced, Grade 11	Keystone Algebra 1: % of Students Below Basic, Grade 11
<p><b>All Students</b> 0 out of 38 Students</p> <p><b>Score: 0.0%</b></p> <p>NOT IMPROVING -7.7 From Prior Year </p>	<p><b>All Students</b> 23 out of 38 Students</p> <p><b>Score: 60.5%</b></p> <p>NOT IMPROVING +14.3 From Prior Year </p>
<p><b>Black / African American</b> 0 out of 35 Students</p> <p><b>Score: 0.0%</b></p> <p>Not Applicable No Data Prior Year </p>	<p><b>Black / African American</b> 21 out of 35 Students</p> <p><b>Score: 60.0%</b></p> <p>Not Applicable No Data Prior Year </p>
<p><b>Hispanic / Latino</b></p> <p>Insufficient Sample</p>	<p><b>Hispanic / Latino</b></p> <p>Insufficient Sample</p>
<p><b>Multi Racial / Other</b></p> <p>Insufficient Sample</p>	<p><b>Multi Racial / Other</b></p> <p>Insufficient Sample</p>
<p><b>White</b></p> <p>Insufficient Sample</p>	<p><b>White</b></p> <p>Insufficient Sample</p>
<p><b>American Indian / Alaskan Native</b></p> <p>Insufficient Sample</p>	<p><b>American Indian / Alaskan Native</b></p> <p>Insufficient Sample</p>
<p><b>Asian</b></p> <p>Insufficient Sample</p>	<p><b>Asian</b></p> <p>Insufficient Sample</p>
<p><b>Native Hawaiian / Pacific Islander</b></p> <p>Insufficient Sample</p>	<p><b>Native Hawaiian / Pacific Islander</b></p> <p>Insufficient Sample</p>
<p><b>English Learners</b></p> <p>Insufficient Sample</p>	<p><b>English Learners</b></p> <p>Insufficient Sample</p>
<p><b>Students with IEPs</b></p> <p>Insufficient Sample</p>	<p><b>Students with IEPs</b></p> <p>Insufficient Sample</p>
<p><b>Economically Disadvantaged</b> 0 out of 31 Students</p> <p><b>Score: 0.0%</b></p> <p>Not Applicable No Data Prior Year </p>	<p><b>Economically Disadvantaged</b> 17 out of 31 Students</p> <p><b>Score: 54.8%</b></p> <p>Not Applicable No Data Prior Year </p>

\* Schools that are performing at the most positive value for a metric automatically receive a label of "Improving", even if no change in performance occurred.

\* Due to COVID-19 pandemic-related test cancellations and exemptions, Keystone results for 2022-2023 are compared to pre-pandemic (2018-2019) performance; 2018-2019 subgroup data are not included.

# College & Career: Every Student Graduates Ready for College and Careers

## Goal 4 - Keystone Biology Proficiency, Grade 11

School Code | 8560 School Name | The Workshop School

Keystone Biology: % of Students Proficient or Advanced, Grade 11	Keystone Biology: % of Students Below Basic, Grade 11
<p><b>All Students</b> 3 out of 36 Students</p> <p><b>Score: 8.3%</b></p> <p>Not Applicable No Data Prior Year </p>	<p><b>All Students</b> 28 out of 36 Students</p> <p><b>Score: 77.8%</b></p> <p>Not Applicable No Data Prior Year </p>
<p><b>Black / African American</b> 3 out of 33 Students</p> <p><b>Score: 9.1%</b></p> <p>Not Applicable No Data Prior Year </p>	<p><b>Black / African American</b> 25 out of 33 Students</p> <p><b>Score: 75.8%</b></p> <p>Not Applicable No Data Prior Year </p>
<p><b>Hispanic / Latino</b></p> <p>Insufficient Sample</p>	<p><b>Hispanic / Latino</b></p> <p>Insufficient Sample</p>
<p><b>Multi Racial / Other</b></p> <p>Insufficient Sample</p>	<p><b>Multi Racial / Other</b></p> <p>Insufficient Sample</p>
<p><b>White</b></p> <p>Insufficient Sample</p>	<p><b>White</b></p> <p>Insufficient Sample</p>
<p><b>American Indian / Alaskan Native</b></p> <p>Insufficient Sample</p>	<p><b>American Indian / Alaskan Native</b></p> <p>Insufficient Sample</p>
<p><b>Asian</b></p> <p>Insufficient Sample</p>	<p><b>Asian</b></p> <p>Insufficient Sample</p>
<p><b>Native Hawaiian / Pacific Islander</b></p> <p>Insufficient Sample</p>	<p><b>Native Hawaiian / Pacific Islander</b></p> <p>Insufficient Sample</p>
<p><b>English Learners</b></p> <p>Insufficient Sample</p>	<p><b>English Learners</b></p> <p>Insufficient Sample</p>
<p><b>Students with IEPs</b></p> <p>Insufficient Sample</p>	<p><b>Students with IEPs</b></p> <p>Insufficient Sample</p>
<p><b>Economically Disadvantaged</b> 2 out of 29 Students</p> <p><b>Score: 6.9%</b></p> <p>Not Applicable No Data Prior Year </p>	<p><b>Economically Disadvantaged</b> 23 out of 29 Students</p> <p><b>Score: 79.3%</b></p> <p>Not Applicable No Data Prior Year </p>

\* Schools that are performing at the most positive value for a metric automatically receive a label of "Improving", even if no change in performance occurred.

\* Due to COVID-19 pandemic-related test cancellations and exemptions, Keystone results for 2022-2023 are compared to pre-pandemic (2018-2019) performance; 2018-2019 subgroup data are not included.

# College & Career: Every Student Graduates Ready for College and Careers

## Goal 4 - Keystone Literature Proficiency, Grade 11

School Code | 8560 School Name | The Workshop School

Keystone Literature: % of Students Proficient or Advanced, Grade 11	Keystone Literature: % of Students Below Basic, Grade 11
<p><b>All Students</b> 8 out of 38 Students</p> <p><b>Score: 21.1%</b></p> <p>IMPROVING +1.5 From Prior Year </p>	<p><b>All Students</b> 6 out of 38 Students</p> <p><b>Score: 15.8%</b></p> <p>IMPROVING -23.4 From Prior Year </p>
<p><b>Black / African American</b> 8 out of 35 Students</p> <p><b>Score: 22.9%</b></p> <p>Not Applicable No Data Prior Year </p>	<p><b>Black / African American</b> 6 out of 35 Students</p> <p><b>Score: 17.1%</b></p> <p>Not Applicable No Data Prior Year </p>
<p><b>Hispanic / Latino</b></p> <p>Insufficient Sample</p>	<p><b>Hispanic / Latino</b></p> <p>Insufficient Sample</p>
<p><b>Multi Racial / Other</b></p> <p>Insufficient Sample</p>	<p><b>Multi Racial / Other</b></p> <p>Insufficient Sample</p>
<p><b>White</b></p> <p>Insufficient Sample</p>	<p><b>White</b></p> <p>Insufficient Sample</p>
<p><b>American Indian / Alaskan Native</b></p> <p>Insufficient Sample</p>	<p><b>American Indian / Alaskan Native</b></p> <p>Insufficient Sample</p>
<p><b>Asian</b></p> <p>Insufficient Sample</p>	<p><b>Asian</b></p> <p>Insufficient Sample</p>
<p><b>Native Hawaiian / Pacific Islander</b></p> <p>Insufficient Sample</p>	<p><b>Native Hawaiian / Pacific Islander</b></p> <p>Insufficient Sample</p>
<p><b>English Learners</b></p> <p>Insufficient Sample</p>	<p><b>English Learners</b></p> <p>Insufficient Sample</p>
<p><b>Students with IEPs</b></p> <p>Insufficient Sample</p>	<p><b>Students with IEPs</b></p> <p>Insufficient Sample</p>
<p><b>Economically Disadvantaged</b> 7 out of 31 Students</p> <p><b>Score: 22.6%</b></p> <p>Not Applicable No Data Prior Year </p>	<p><b>Economically Disadvantaged</b> 5 out of 31 Students</p> <p><b>Score: 16.1%</b></p> <p>Not Applicable No Data Prior Year </p>

\* Schools that are performing at the most positive value for a metric automatically receive a label of "Improving", even if no change in performance occurred.

\* Due to COVID-19 pandemic-related test cancellations and exemptions, Keystone results for 2022-2023 are compared to pre-pandemic (2018-2019) performance; 2018-2019 subgroup data are not included.



# College & Career: Every Student Graduates Ready for College and Careers

Goal 4 - Keystone Overall Proficiency, Grade 11

Goal 5 - Career and Technical Education, Grade 12

School Code | 8560 School Name | The Workshop School

## Keystone All Subjects: % of Students Proficient or Advanced, Grade 11

### All Students

0 out of 38 Students

Score: 0.0%

MAINTAINING

+0.0 From Prior Year



### Black / African American

0 out of 35 Students

Score: 0.0%

Not Applicable

No Data Prior Year



### Hispanic / Latino

Insufficient Sample

### Multi Racial / Other

Insufficient Sample

### White

Insufficient Sample

### American Indian / Alaskan Native

Insufficient Sample

### Asian

Insufficient Sample

### Native Hawaiian / Pacific Islander

Insufficient Sample

### English Learners

Insufficient Sample

### Students with IEPs

Insufficient Sample

### Economically Disadvantaged

0 out of 31 Students

Score: 0.0%

Not Applicable

No Data Prior Year



## % of 12th Grade CTE Students Meeting Industry Standards

### All Students

Insufficient Sample

\* Schools that are performing at the most positive value for a metric automatically receive a label of "Improving", even if no change in performance occurred.

\* Due to COVID-19 pandemic-related test cancellations and exemptions, Keystone results for 2022-2023 are compared to pre-pandemic (2018-2019) performance; 2018-2019 subgroup data are not included.